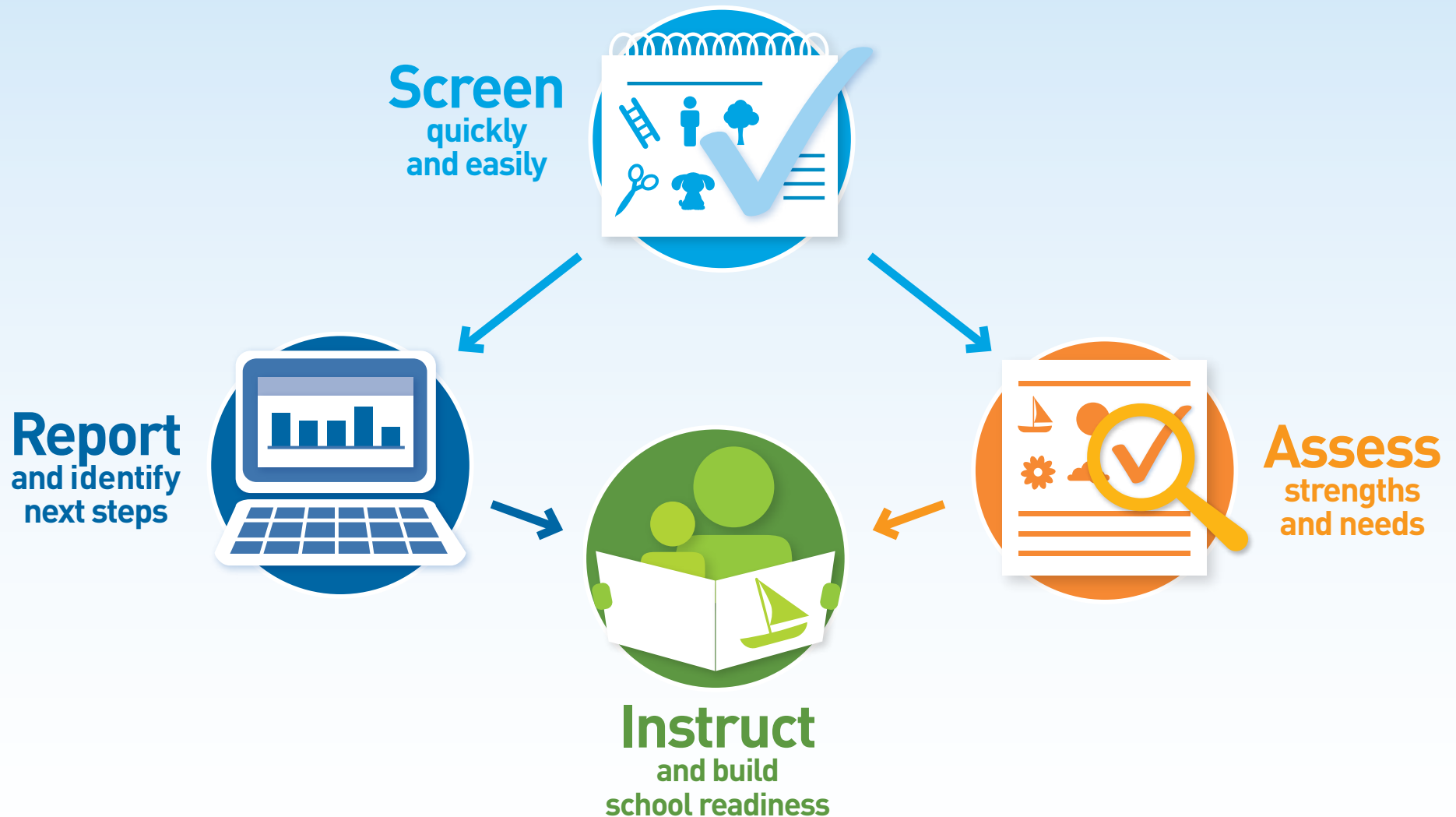




.....
Product Sampler
.....



The **BRIGANCE® Head Start family of products** has been completely updated with the latest research and content. These up-to-date resources will help educators more effectively meet the needs of young learners so they are better prepared for school success.





BRIGANCE® Head Start Screens III 4 **(Birth–5 years)**

New! Quickly and easily screen children with the latest screens to identify potential developmental delays and giftedness. Accurately assess physical development, language, academic/cognitive, self-help, and social-emotional skills.



BRIGANCE® Online Management System 12 **(Supports the Screens III)**

New! Instantly generate results, compare screening scores to cutoffs, and get instructional recommendations for each child. Reports are easy to understand and share with parents.



BRIGANCE® Inventory of Early Development III 16 **(Birth–7 years)**

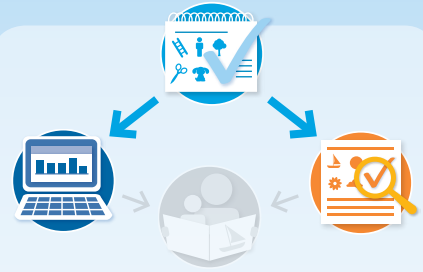
New! Plan individualized instruction and measure progress toward school readiness goals with assessments aligned to key Head Start domains. Get a deeper understanding of each child’s specific strengths and needs.



BRIGANCE® Readiness Activities 26 **(3–7 years)**

Use fun, easy-to-plan developmental activities targeting key readiness skills. Take-home activities and family letters are also available to engage parents.

Pricing and Ordering 31



You can screen children with the **Head Start Screens III**, generate results with the Online Management System, and use the Inventory of Early Development III for more information about children's skills.

New!

BRIGANCE® Head Start Screens III

Get accurate information on each child with the most up-to-date, easy-to-use screening tools



The new Screens III offer:

- Updated norms and cutoffs, ensuring highly accurate results
- Quick results (just 10–15 minutes per child)
- Strong reliability and validity data
- Additional content, including new Self-help and Social-Emotional scales

Assess skills in the following key domains:

- Physical Development
- Language Development
- Academic Skills/Cognitive Development
- Adaptive Behavior






The Screens III have been completely updated to include new content and up-to-date research. New research studies reflect



A nationally representative sample of children across geographic, demographic, and socioeconomic characteristics



A high degree of accuracy: high sensitivity and specificity



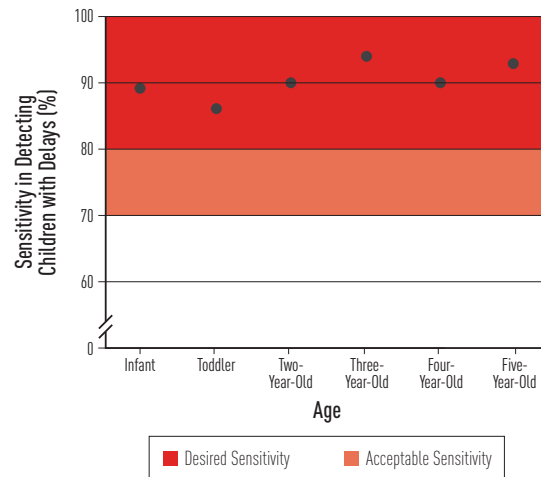
Strong reliability: internal consistency, inter-rater reliability, test-retest reliability



Strong validity: construct validity (internal structure and fairness), content validity, criterion-related validity

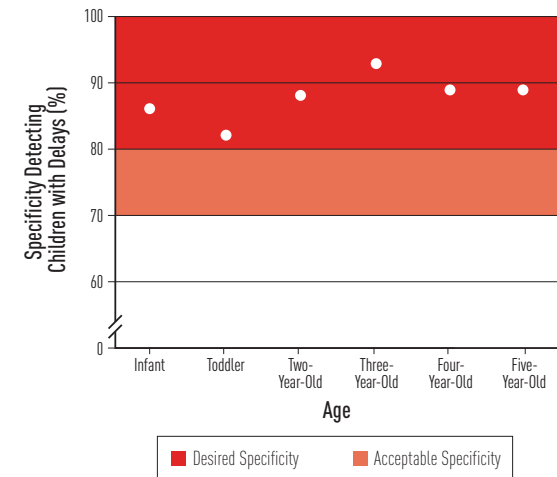
Accuracy—Sensitivity

The Screens III correctly identify the children **with** true developmental delays or disabilities, reducing underreferrals.



Accuracy—Specificity

The Screens III correctly identify the children **without** true developmental delays or disabilities, reducing overreferrals.



For more information on the research behind the Head Start Screens III, visit BRIGANCE.com/HSresearch





Birth–2 Years

CORE ASSESSMENTS—INFANT

Assessment

Gross Motor Skills
Fine Motor Skills
Receptive Language Skills
Expressive Language Skills
Self-help Skills
Social and Emotional Skills

CORE ASSESSMENTS—TODDLER

Assessment

Receptive Language Skills—General
Receptive Language Skills—Identifies Parts of the Body
Receptive Language Skills—Identifies Pictures
Receptive Language Skills—Knows Sounds Animals Make
Gross Motor Skills
Fine Motor Skills
Expressive Language Skills—General
Expressive Language Skills—Names Objects
Expressive Language Skills—Uses Phrases
Self-help Skills
Social and Emotional Skills

CORE ASSESSMENTS—TWO-YEAR-OLD CHILD

Assessment

Identifies Parts of the Body
Identifies Pictures by Naming
Knows Uses of Objects
Repeats Sentences
Gross Motor Skills
Understands Concepts of Number and Size
Visual Motor Skills
Builds Tower with Blocks
Matches Colors
Verbal Fluency and Articulation

TABLE OF CONTENTS

	Page		Page
INTRODUCTION		SCREENING INFORMATION FORMS	67
The BRIGANCE® Head Start Family of Products	iv	Screening Observations Forms	
Introduction to the BRIGANCE® Early Head Start Screen III		Infant and Toddler	68
Overview	v	Two-Year-Old Child	69
Using the <i>Early Head Start Screen III</i> to Support Your Program	vi	Hearing and Vision Observations	70
Standardization and Validation	ix	Parent-Child Interactions Form—Infant and Toddler	72
Step-by-Step Screening Procedures	x	Teacher Feedback Form—Two-Year-Old Child	74
Step 1: Get Ready to Screen	x	Parent Feedback Form—Two-Year-Old Child	76
Step 2: Screen the Child	xiii		
Step 3: Complete the <i>Data Sheet</i>	xvi	SELF-HELP AND SOCIAL-EMOTIONAL SCALES FOR THE TWO-YEAR-OLD CHILD	
Step 4: Analyze Results	xx	How to Administer the Self-help and Social-Emotional Scales
Step 5: Identify Next Steps	xxv	Parent Report—Self-help and Social-Emotional Scales
Screening Children with Special Considerations	xxix	Teacher Report and Scoring Form—	
Bilingual and Non-English-Speaking Children	xxix	Self-help and Social-Emotional Scales
Children with Exceptionalities	xxx	Self-help Scale
		Social-Emotional Scale
CORE ASSESSMENTS—INFANT	1	A History of BRIGANCE®	90
CORE ASSESSMENTS—TODDLER	19	B Acknowledgments	91
CORE ASSESSMENTS—TWO-YEAR-OLD CHILD	40	C Standardization Study Sites	92
SUPPLEMENTAL ASSESSMENTS	55	D Station Method for Screening	94
		E References	95

3–5 Years

CORE ASSESSMENTS—THREE-YEAR-OLD CHILD

Assessment

- Knows Personal Information
- Identifies Colors
- Identifies Pictures by Naming
- Knows Uses of Objects
- Visual Motor Skills
- Understands Number Concepts
- Builds Tower with Blocks
- Gross Motor Skills
- Identifies Parts of the Body
- Repeats Sentences
- Uses Prepositions and Irregular Plural Nouns

CORE ASSESSMENTS—FOUR-YEAR-OLD CHILD

Assessment

- Knows Personal Information
- Names Colors
- Identifies Pictures by Naming
- Visual Discrimination—Forms and Uppercase Letters
- Visual Motor Skills
- Gross Motor Skills
- Names Parts of the Body
- Follows Verbal Directions
- Counts by Rote
- Recognizes Quantities
- Verbal Fluency and Articulation

CORE ASSESSMENTS—FIVE-YEAR-OLD CHILD

Assessment

- Knows Personal Information
- Names Parts of the Body
- Gross Motor Skills
- Visual Motor Skills
- Prints Personal Information
- Recites Alphabet
- Sorts Objects (by Size, Color, Shape)
- Counts by Rote
- Matches Quantities with Numerals
- Determines Total of Two Sets
- Reads Uppercase Letters
- Alternate—Reads Lowercase Letters
- Experience with Books and Text
- Verbal Fluency and Articulation

TABLE OF CONTENTS

	Page		Page
INTRODUCTION		SCREENING INFORMATION FORMS	90
The BRIGANCE® Head Start Family of Products	iv	Screening Observations Form	91
Introduction to the BRIGANCE® Head Start Screen III		Hearing and Vision Observations	92
Overview	v	Teacher Feedback Forms	93
Using the <i>Head Start Screen III</i> to Support Your Program	vi	Parent Feedback Forms	97
Standardization and Validation	ix	SELF-HELP AND SOCIAL-EMOTIONAL SCALES	
Step-by-Step Screening Procedures	x	How to Administer the Self-help and Social-Emotional Scales	
Step 1: Get Ready to Screen	x	Parent Report—Self-help and Social-Emotional Scales	
Step 2: Screen the Child	xii	Teacher Report and Scoring Form—	
Step 3: Complete the <i>Data Sheet</i>	xiv	Self-help and Social-Emotional Scales	
Step 4: Analyze Results	xviii	Self-help Scale	
Step 5: Identify Next Steps	xxii	Social-Emotional Scale	
Screening Children with Special Considerations	xxvi	How to Administer the Reading Readiness Scale	119
Bilingual and Non-English-Speaking Children	xxvi	Parent Report—Reading Readiness Scale	120
Children with Exceptionalities	xxvii	Teacher Report and Scoring Form—Reading Readiness Scale	122
CORE ASSESSMENTS—THREE-YEAR-OLD CHILD	1	Reading Readiness Scale	124
CORE ASSESSMENTS—FOUR-YEAR-OLD CHILD	17	APPENDICES	126
CORE ASSESSMENTS—FIVE-YEAR-OLD CHILD	36	A History of BRIGANCE®	127
SUPPLEMENTAL ASSESSMENTS	59	B Acknowledgments	128
		C Standardization Study Sites	129
		D Station Method for Screening	131
		E References	132





Birth–2 Years

6A Social and Emotional Skills

Overview

This assessment focuses on the development of the child's ability to respond to and connect with others.

DOMAIN

Adaptive Behavior: Social & Emotional Development

SKILL

Exhibits social and emotional skills and behaviors that will enhance interactions with others and promote positive social adjustment and mental health

MATERIALS

Squeaking toy* or other interesting toy
* included in the Screens III Accessories Kit

SCORING INFORMATION

- **Data Sheet:** Infant (birth–11 months)
- **Entry:** For birth, start with item 1.
For 4 months, start with item 3.
For 8+ months, start with item 5.
- If the child does not receive credit for three skills in a row, drop back to an earlier Entry (if there is one) and begin with the item indicated.
- **Scoring:** Give credit for each skill the child demonstrates during the assessment or is reported to demonstrate most of the time. See the specific Criteria given for some skills. Once the child receives credit for three skills in a row, give credit for any lower-level skills.
- **Discontinue:** Stop after three skills not demonstrated in a row.

Directions

Ask the parent/caregiver the question that follows each skill or, if you have observed the child's social and emotional skills in a natural setting, ask yourself the question.

- 1 **Looks attentively at your face**
Ask: Does _____ look attentively at your face when you hold him/her?
Criteria: Give credit for this skill and also give credit for 3A Receptive Language, skill 2 if the child looks or is reported to look attentively at a face most of the time.
- 2 **Visually follows person**
Ask: Does _____ move his/her eyes to watch someone who is moving around?
- 3 **Responds with a smile**
Ask: When you smile at _____, does he/she smile back at you?
Criteria: Give credit for this skill and also give credit for 3A Receptive Language, skill 3 if the child smiles when smiled at or is reported to do so most of the time.
- 4 **Gets excited when a toy is presented**
Ask: When you show _____ a toy, does he/she get excited perhaps waving his/her arms, reaching, or kicking?

months)

Specific questions are included for assessments that can be administered by parent interview.

3B Receptive Language Skills—Identifies Pictures

Overview

This assessment focuses on the child's receptive vocabulary, specifically the names of everyday objects.

DOMAIN

Language Development

SKILL

Points to pictures of objects when the objects are named

MATERIALS

Pages C-24 and C-25

SCORING INFORMATION

- **Data Sheet:** Toddler (12–23 months)
- **Entry:** For all ages, start with item 1.
- **Scoring:** Give credit for each correct response.
- **Discontinue:** Stop after three incorrect responses in a row.

Directions

Show the child pages C-24 and C-25 and ask the child to point to each object as you name it.

Point to page C-24 and

Say: Look at these pictures.

- 1 **cat**
Ask: Where is the cat?
If the child does not respond,
Say: Find the cat.
- 2 **dog**
Ask: Where is the dog?
If the child does not respond,
Say: Find the dog.
- 3 **key**
Ask: Where is the key?
If the child does not respond,
Say: Find the key.

Core Assessments—Toddler (12–23 months)

17 BRIGANCE



24 BRIGANCE® Early Head Start Screen III

3B Receptive Language Skills—Identifies Pictures

3-5 Years

7C Sorts Objects (by Size, Color, Shape)

Overview

This assessment focuses on the child's ability to sort objects by size, color, and shape.

DOMAIN

Academic Skills/Cognitive Development: Mathematics Knowledge & Skills

SKILL

Sorts objects by two attributes

MATERIALS

16 simple objects, varying by size, color, and shape

- 2 small red circles*
- 2 small blue circles*
- 2 small red squares*
- 2 small blue squares*
- 2 large red circles*
- 2 large blue circles*
- 2 large red squares*
- 2 large blue squares*

* included with the *Head Start Screen III*

SCORING INFORMATION

- **Data Sheet:** Five-Year-Old Child
- **Scoring:** Give credit for each correct response.
- **Discontinue:** Administer both items.

Directions

Arrange the 16 objects in a random array on the table in front of the child.

Sorts by two attributes

Say: I want you to sort these _____ (name of objects) _____ for me.

1. Sorts by size and color

Say: Put all the large blue ones in a group.

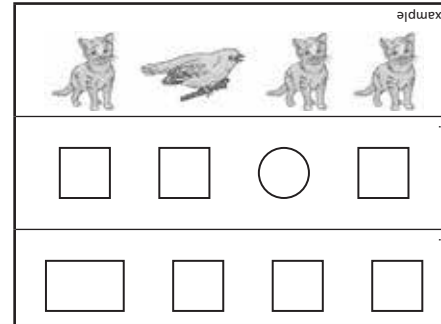
Pause for the child's response.

Return the objects to the group and again arrange the 16 objects in a random array in front of the child.

2. Sorts by size and shape

Say: This time put all the small circles in a group.

Pause for the child's response.



4B Visual Discrimination—Forms and Uppercase Letters

Overview

This assessment focuses on the child's ability to identify similarities and differences between forms and between uppercase letters.

DOMAIN

Academic Skills/Cognitive Development: Literacy Knowledge & Skills

SKILLS

Visually discriminates between printed forms and between printed uppercase letters

MATERIALS

- Page C-23
- Blank sheets of paper if needed

SCORING INFORMATION

- **Data Sheet:** Four-Year-Old Child
- **Scoring:** Give credit for each correct response.
- **Discontinue:** Stop after five incorrect responses in a row.

NOTES

- Allow as much time as you think the child needs or ten seconds per item.
- If the child has difficulty focusing on a single item, cover the distracting items with blank sheets of paper.

POSSIBLE OBSERVATIONS

As the child responds to the symbols on page C-23, you may wish to observe and make note of the following:

- **Meaning of Different:** Does it appear that the child is answering incorrectly because he/she doesn't understand the meaning of the word *different*? Do not change the wording of the direction, but do note that the child may be having difficulty understanding the direction.
- **Type of Response:** Does the child respond by pointing or does he/she respond by saying the name of the form or letter that is different?

Directions

Ask the child to point to the form or letter that is different in each box on page C-23.

Beginning with an example, point to the example box and

Say: One of the pictures in this box is different.

Put your finger on the picture that is different.

If the child does not respond correctly, point to the cats and

Say: These are cats.

Point to the bird and



Say: This is a bird. It is different.

Do not give any additional help.

Continue with the other items on the page. For each item,

point to the box and

Ask: Which one is different?



Child pages are positioned to face the child for easy administration.



BRIGANCE® Screen III Four-Year-Old Child Data Sheet

A. Child's Name Mia Thomas Date of Screening Year 2014 Month 9 Day 15 School/Program Hammond
 Parent(s)/Caregiver(s) Deborah and Rob Thomas Birth Date Year 2010 Month 5 Day 10 Teacher Ben Haywood
 Address 322 Flagstaff Drive Age Year 4 Month 4 Day 5 Examiner Ruth Yakaus

B. Core Assessments		C. Scoring			
Page	Domain	Directions: Assessments may be administered in any order. For each assessment, start with the first item and proceed in order. Give credit for a skill by circling the item number. ① For an incorrect response, slash through the item number. ✗.	Discontinue	Number Correct X Point Value for Each	Child's Score
18	Academic/Cognitive Development	1B Knows Personal Information ① First name ② Last name ③ Age ④ Street address	Stop after 3 incorrect responses in a row.	3 X 2.5	7.5/10
20	Language Development	2B Names Colors Names: ① blue ② green ③ yellow ④ red ⑤ orange ⑥ pink / black / purple / white / brown	Stop after 3 incorrect responses in a row.	6 X 1	6/10
22	Language Development	3B Identifies Pictures by Naming Names: ① scissors ② duck ③ snake / wagon ④ ladder / leaf / owl / nail	Stop after 3 incorrect responses in a row.	4 X 1	4/8
23	Academic/Cognitive: Literacy	4B Visual Discrimination—Forms and Uppercase Letters ① ○ ② □ ③ ○ / △ / > / O ⑦ I / P / V / X			
24	Physical Development	5B Visual Motor Skills ① Draws a circle ② Draws a plus sign ③ Draws an X ④ Draws a square / Draws a rectangle			
26	Physical Development	6B Gross Motor Skills ① Walks forward heel-to-toe five steps ② Hops five hops on preferred foot ③ Hops five hops on other foot / Stands on one foot for ten seconds / Stands on other foot for ten seconds			
28	Language Development	7B Names Parts of the Body ① stomach ② neck ③ back ④ knees / thumbs / fingernails			
29	Language Development	8B Follows Verbal Directions ① Follows two-step directions / Follows three-step directions			
31	Academic/Cognitive: Mathematics	9B Counts by Rote ① ② ③ ④ ⑤ ⑥ / 8 9 10			
32	Academic/Cognitive: Mathematics	10B Recognizes Quantities ① three ② five / eight			
33	Language Development	11B Verbal Fluency and Articulation ① Uses sentences of at least three words / At least 90% of speech is intelligible			

D. Notes/Observations: Very attentive and focused.

E. Next Steps: Below cutoff of <69. Refer for further evaluation

User-friendly Data Sheets are easy to score.

Parent Report—Self-help and Social-Emotional Scales

SOCIAL AND EMOTIONAL SKILLS			
D. Relationships with Adults			
13.	Does your child respond with feelings of pride and enthusiasm when he/she earns positive feedback?	Rarely/No	Sometimes
			Most of the time
14.	Does your child look forward to sharing his/her feelings with you when he/she is happy?	Rarely/No	Sometimes
			Most of the time
15.	Does your child enjoy sharing information with you about himself/herself, such as things he/she likes, names of his/her family members or pets, or what he/she did over the weekend?	Rarely/No	Sometimes
			Most of the time
16.	Does your child share his/her thoughts and ideas with you?	Rarely/No	Sometimes
			Most of the time
E. Play and Relationships with Peers			
17.	Does your child have several friends but one who is a special or best friend?	No	Yes
18.	Does your child have a best friend with whom he/she is close and who reciprocates by coming over for play dates or extending an invitation to a party?	No	Yes
19.	Does your child play cooperatively in a large-group game, such as duck-duck-goose, tag, or kickball?	Rarely/No	Sometimes
			Most of the time
20.	Does your child give verbal directions or incorporate verbal directions into play activities?	Rarely/No	Sometimes
			Most of the time

F. Motivation and Self-Confidence			
21.	Does your child maintain interest when engaged in a small-group activity or project?	Rarely/No	Sometimes
			Most of the time
22.	Does your child show that he/she likes to finish what he/she starts, perhaps by dawdling less than at an earlier age?	Rarely/No	Sometimes
			Most of the time
23.	Does your child approach new tasks with confidence and a "can-do" attitude?	Rarely/No	Sometimes
			Most of the time
24.	Does your child remain focused on what he/she has been asked to do even when there are minor distractions, such as a car making noise outside or someone tapping a pencil?	Rarely/No	Sometimes
			Most of the time
G. Prosocial Skills and Behaviors			
25.	If supervised by an adult, does your child take turns without undue objection?	Rarely/No	Sometimes
			Most of the time
26.	Does your child understand or accept the need to share and take turns, perhaps willingly taking turns even if he/she isn't asked to?	Rarely/No	Sometimes
			Most of the time
27.	Does your child ask an adult for permission before using things that belong to others or before engaging in an activity that may be restricted, such as going to the bathroom or leaving the classroom?	Rarely/No	Sometimes
			Most of the time
28.	Does your child react to a disappointment or failure in an acceptable manner by being a good sport and refraining from shouting or getting upset?	Rarely/No	Sometimes
			Most of the time

The Parent Report—Self-help and Social-Emotional Scales helps parents provide input about their child's skills.

Cutoff scores help educators quickly identify children who are likely to have developmental or academic delays as well as those who may be gifted, academically talented, or developmentally advanced.

STEP 4: ANALYZE RESULTS

After the *Data Sheet* has been completed, all screening personnel should meet to review the screening data and to discuss appropriate next steps and recommendations. Data from other personnel, such as the child's physician, school nurse, speech therapist, or social worker, should also be discussed.

COMPARING A CHILD'S SCORE WITH CUTOFF SCORES

Compare the child's Total Score with the BRIGANCE® cutoff scores below or with your program's customized cutoff scores.

If you are using the BRIGANCE cutoff scores, compare the child's Total Score

- to the cutoff scores for detecting children who may be gifted or academically talented,
- to the cutoff scores for detecting children likely to have developmental or academic delays,
- and then to the At-risk Cutoff Scores, if applicable.

Note: When using cutoff scores, it is necessary that *all* assessments within an age-specific screen be administered.

1 Table 1. Cutoff Scores for Detecting Children Who May Be Gifted or Academically Talented

Age (in years and months)	Cutoff Score	BRIGANCE® Head Start Screen III Core Assessments
3-0 through 3-3 3-4 through 3-7 3-8 through 3-11	>79 >84 >88	Three-Year-Old Child
4-0 through 4-3 4-4 through 4-7 4-8 through 4-11	>83 >87 >92	Four-Year-Old Child
5-0 through 5-5 5-6 through 5-11	>88 >91	Five-Year-Old Child

Children who score at or above the cutoff scores shown in Table 1 may be gifted or academically talented. Consider referring these children for further assessment for giftedness.

2 Table 2. Cutoff Scores for Detecting Children Who Are Likely to Have Developmental or Academic Delays

Age (in years and months)	Cutoff Score	BRIGANCE® Head Start Screen III Core Assessments
3-0 through 3-3 3-4 through 3-7 3-8 through 3-11	<42 <45 <49	Three-Year-Old Child
4-0 through 4-3 4-4 through 4-7 4-8 through 4-11	<42 <69 <71	Four-Year-Old Child
5-0 through 5-5 5-6 through 5-11	<61 <70	Five-Year-Old Child

Children who score below the cutoff scores shown in Table 2 may be experiencing delays due to developmental difficulties or possibly due to psychosocial risk factors. Consider referring these children for further assessment.

If the child scores below the cutoff score in Table 2, do the following:

1. Determine whether psychosocial risk factors are present. See Table 3 on page xix.
2. If fewer than four risk factors are present, there is a high probability of developmental disabilities. Refer the child for further evaluation.
3. If four or more risk factors are present, determine if the child's score is below the age-appropriate At-risk Cutoff Score in Table 4 on page xx. Initiate a referral if the child's score is below the appropriate cutoff.

The Screens III include cutoff scores for detecting:

- 1 Potential Giftedness or Academic Talent (Advanced Development)
- 2 Potential Developmental or Academic Delays

Cutoff scores are also available for the Infant, Toddler, and Two-Year-Old Core Assessments in the Early Head Start Screen III.





Using the **Online Management System**, you can report results from the Head Start Screens III and inform instruction with the Readiness Activities.

New!

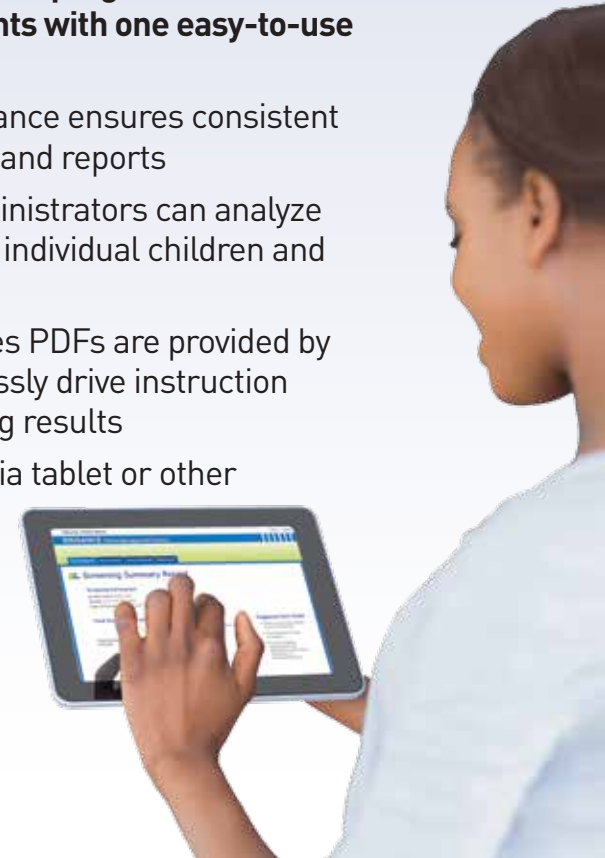
BRIGANCE® Online Management System

Generate user-friendly reports and simplify your data management



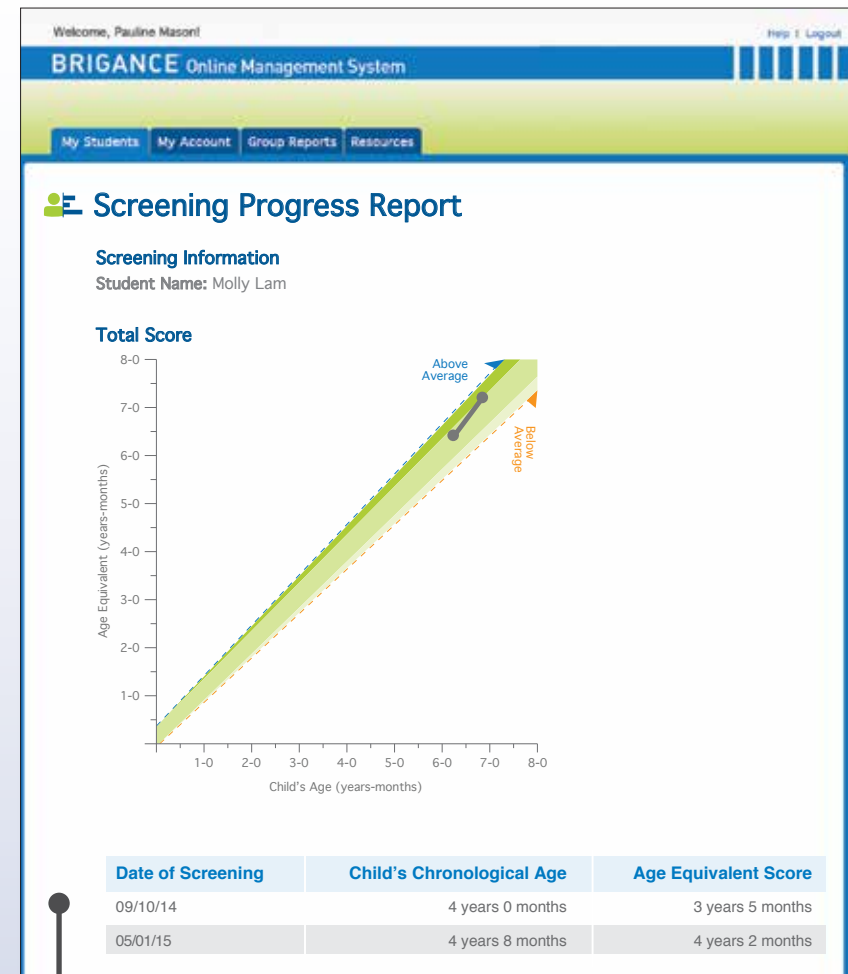
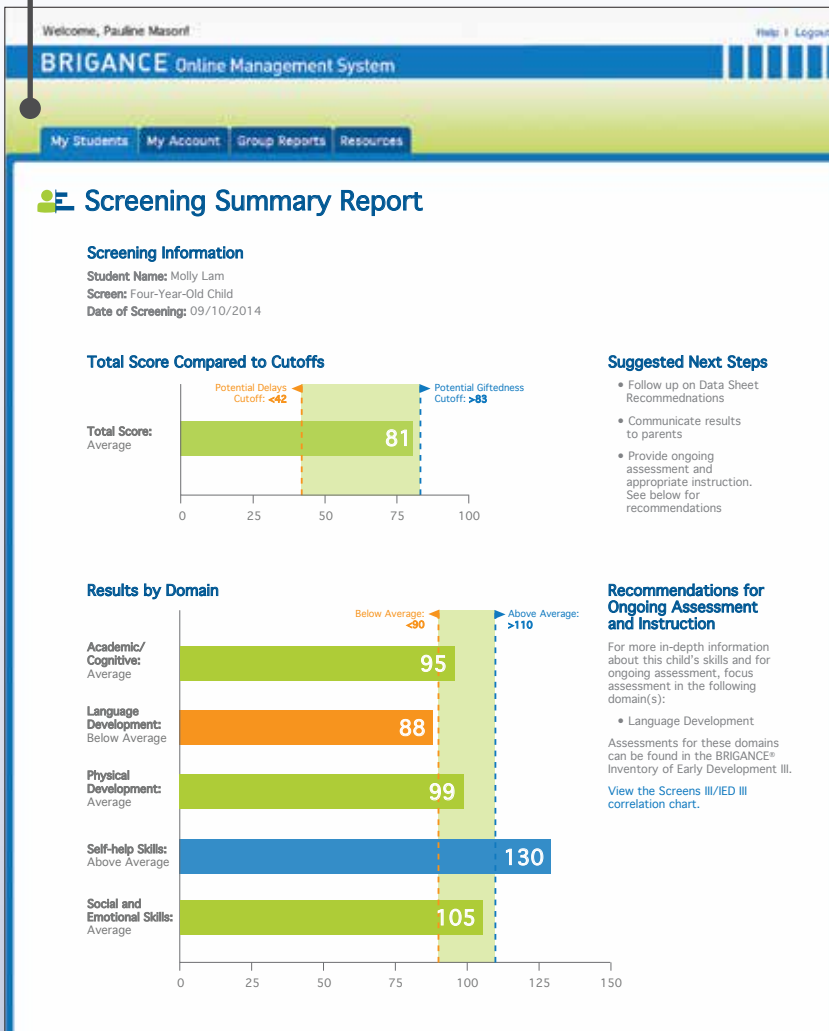
Manage your Head Start program and meet reporting requirements with one easy-to-use system.

- Step-by-step guidance ensures consistent and accurate data and reports
- Teachers and administrators can analyze screening data for individual children and groups
- Readiness Activities PDFs are provided by domain to seamlessly drive instruction based on screening results
- Easily accessible via tablet or other mobile device



The Screening Summary Report:

- Clearly shows the child's results compared to cutoff scores
- Automatically identifies individualized next steps
- Offers recommendations for further assessment and instruction



The **Screening Progress Report** uses age equivalent scores to plot a child's progress over time. Easy-to-read graph can be shared with parents.



The **Children Screened/Not Screened Report** provides at-a-glance class or program-level information about which children have been screened and which children have not been screened within a selected time period.

Children Screened/Not Screened Report

Report Options

School/Class: Pauline Mason's Class

Filter by Date:

Start Date: Screened After

End Date: Screened Before

Start

Export as CSV

Name	Student ID	Screened/Not Screened	Date Last Assessed
Cristina Alvarez	156813	Screened	08/26/2014
Keshawn Brant	978313	Screened	09/12/2014
Ashley Cheng	455413	Not Screened	04/30/2013
Sophia Ruiz	565782	Screened	09/03/2014
Valerie Duncan	125872	Screened	10/14/2014
Elijah Ferguson	294811	Screened	09/28/2014

The **Group Screening Summary Report** provides an overview of screening performance and cutoff implications for a group of children. Quickly see how an entire program, school, or class performed during a specific time period.

Group Screening Summary Report

Report Options

School/Class: Pauline Mason's Class

Filter by Date:

Start Date: Screened After

End Date: Screened Before

Gender: Gender

Ethnicity/Race: Ethnicity/Race

Language: Language

Free/Reduced Lunch: Free/Reduced Lunch

Include only the most recent:

Start

Export as CSV

Name	Date Screened	Core Assessment	Total Raw Score	Performance
Cristina Alvarez	08/20/2014	5-Year-Old/K Data Sheet	84.0	Within Normal Limits
Keshawn Brant	09/12/2014	5-Year-Old/K Data Sheet	64.0	Below Delays Cutoff
Sophia Ruiz	09/03/2014	4-Year-Old Data Sheet	67.0	Below Delays Cutoff
Valerie Duncan	09/01/2014	5-Year-Old/K Data Sheet	85.0	Within Normal Limits
Elijah Ferguson	09/24/2014	4-Year-Old Data Sheet	93.0	Above Gifted Cutoff

Welcome, Pauline Mason! Help | Logout

BRIGANCE Online Management System

My Students My Account Group Reports Resources

Family Connections

General Letters and Forms (English)		
Letters to Send Home	Parent Report	Parent Feedback Form
General Letters and Forms (Spanish)		
Letters to Send Home	Parent Report	Parent Feedback Form
Physical Development		
Letters to Send Home	Learning Plans	
Language Development		
Letters to Send Home	Learning Plans	
Literacy		
Letters to Send Home	Learning Plans	Take-Home Activities
Mathematics		
Letters to Send Home	Learning Plans	Take-Home Activities
Count Up To Ten Objects English Spanish	I Am Learning To Count Things	Counts in Order
Count Aloud From Memory English Spanish	I Am Learning To Say Numbers In Order	Counts Objects
Read The Numerals 0-100 English Spanish	I Am Learning To Read Numerals	Reads Numbers
What Quantity Each Numeral From 0-10 Represents English Spanish	I Am Learning What Numerals Stand For	Understands Numbers
Writing Numerals In Order English Spanish	<u>I Am Learning To Write Numerals In Order</u>	<u>Writes Numbers in Order</u>
Develop An Understanding Of These Differences English Spanish	I Am Learning About Size, Weight, and Quantity	
Directional And Positional Concepts English Spanish	I Am Learning Words That Tell Where Things Are	
Self-Help & Social-Emotional Skills		
Letters to Send Home	Learning Plans	

The **Family Connections** section provides resources (letters, parent report and feedback forms, learning plans, and take-home activities) to help strengthen home-school connections.

Families, your child is working on **writing numerals in order**. There are many things you can do at home to help your child learn this important skill. Use the following numeral formations as a guide when working with your child.

0 1 2 3 4 5 6 7 8 9
0 1 2 3 4 5 6 7 8 9

Here are some activities to try with your child:

1. **Make a numeral tracing card.** Use a 9" x 12" sheet of heavy-grade paper or cardboard. Write the numerals 0-9 on the card. Clip a piece of tracing paper over the card, and have your child trace each numeral.
2. **Use dotted lines to write the numerals 0-9** on a sheet of paper. Tell your child that the lines are a railroad track and the pencil is the train. Have your child try to keep the train on the track while tracing each numeral.
3. **Leave blanks for missing numerals** as you write the numerals 0-9 in order on a sheet of paper. Have your child write the missing numerals.
4. **Use different media** (paint, markers, chalk, crayons) to make practicing writing numerals more fun. You might also let your child finger paint the numerals in paint, shaving cream, or even pudding!
5. Have your child **make a numeral chart** on a large piece of cardboard or paper. Have your child decorate the chart. Hang it in a prominent place (on the refrigerator door, or on your child's bedroom door).
6. Make a set of **numeral flashcards 0-9** out of index cards. Show your child a numeral, and have your child write the numeral that comes before and the numeral that comes after that numeral.
7. **Read books with your child** that show numerals in sequence. Here are a few suggestions that you might find at your local library:
Lobel, Anita. *One Lighthouse, One Moon*, by Anita Lobel
Mickelthwait, Lucy. *I Spy Two Eyes: Numbers in Art*
Morozumi, Atsuko. *One Gorilla: A Counting Book*

Dear Family

Your child is working on **writing numerals in order**. Use the activities on pages 2-11 to help your child write numerals. Your child writes should look:

0 1 2 3 4 5 6 7 8 9

Here are some other daily activities to try with your child:

- Use **dotted lines to write the numerals 0-9** on a sheet of paper. Tell your child that the lines are a railroad track and the pencil is the train. Have your child try to keep the train on the track while tracing each numeral.
- Leave blanks for missing numerals** as you write the numerals 0-9 in order on a sheet of paper. Have your child write the missing numbers.
- Use **paint, markers, chalk, or crayons** to make practicing writing numerals more fun.
- Have your child **make a number chart** on a large piece of paper. Have your child decorate the chart in a place where it can be seen (on the refrigerator door, or on your child's bedroom door).
- Make a set of **numeral cards 0-9** out of index cards. Show your child a numeral, and have your child write the numeral that comes before and the numeral that comes after that numeral.
- Read books with your child** about numbers. Here are a few suggestions that you might find at your local library:
One Lighthouse, One Moon, by Anita Lobel
I Spy Two Eyes: Numbers in Art, by Lucy Micketthwait
One Gorilla: A Counting Book, by Atsuko Morozumi

MY LEARNING PLAN

I am learning to write numerals in order.

BRIGANCE® Reading Activities ©Curriculum Associates, Inc.



Based on screening results, you can use the **Inventory of Early Development III** to get more information about children's skills and then use the **Readiness Activities** to plan targeted instruction.

New!

BRIGANCE® Inventory of Early Development III (IED III)

The IED III makes it easy to identify specific strengths and needs for children from birth through age seven



- Plan individualized instruction based on valid and reliable assessment results
- Measure child progress toward school readiness goals
- Ensure strong alignment with the **Head Start Child Development and Early Learning Framework**, as well as national and state early learning standards

For more information on the IED III Standardized, see **page 22**.





Assessments in the Head Start Screens III link to assessments in the IED III. After screening, use correlated assessments in the IED III to get a deeper understanding of each child's specific strengths and needs and to measure progress toward school-readiness goals.

Screens III (Four-Year-Old Child)	
Core Assessment	
1B	Knows Personal Information
2B	Names Colors
3B	Identifies Pictures by Naming
4B	Visual Discrimination—Forms and Uppercase Letters
5B	Visual Motor Skills
6B	Gross Motor Skills
7B	Names Parts of the Body
8B	Follows Verbal Directions
9B	Counts by Rote
10B	Recognizes Quantities
11B	Verbal Fluency and Articulation



Inventory of Early Development III		
A. Lower-Level or Prerequisite Skill	B. Same Skill as Screening Skill	C. Higher-Level Skill
General Speech and Language Development (D-3, p. 96)	Knows Personal Information (D-5, p. 105, items 1, 2, 4, 10)	Knows Personal Information (D-5, p. 105, items 5–9, 11, 12) Prints Personal Information (E-14, p. 198)
Identifies Colors (Points) (D-9, p. 118)	Identifies Colors (Names) (D-9, p. 118, items 1–5)	Identifies Colors (Names) (D-9, p. 118, items 6–11)
Identifies Pictures (Names) (D-7, p. 111, items 1–16)	Identifies Pictures (Names) (D-7, p. 111, items 17–26)	Classifies Objects into Categories (D-12, p. 128, items 5–12) Knows Uses of Objects (D-13, p. 133, items 12–15)
Identifies Shapes (Matches) (F-4, p. 256)	Visual Discrimination—Forms and Uppercase Letters (E-6, p. 179)	Visual Discrimination—Lowercase Letters and Words (E-6, p. 180) Matches Uppercase Letters (E-8a, p. 183) Matches Lowercase Letters (E-9a, p. 188)
Early Handwriting Skills (C-3, p. 65, items 1–8) Copies Forms (C-4, p. 68, items 1, 2)	Copies Forms (C-4, p. 68, items 3–7)	Copies Forms (C-4, p. 68, items 8, 9) Early Handwriting Skills (C-3, p. 65, items 9–14) Prints Uppercase Letters in Sequence (E-10, p. 192)
Standing (B-1, p. 23, items 1–9) Walking (B-2, p. 26, items 1–13)	Standing (B-1, p. 23, items 10, 11) Walking (B-2, p. 26, item 14) Hopping (B-6 p. 36, items 5, 9)	Standing (B-1, p. 23, items 12, 13) Walking (B-2, p. 26, items 15–17) Running, Skipping, and Galloping (B-4, p. 31, items 6–10) Jumping (B-5, p. 33, items 10–15) Hopping (B-6, p. 36, items 10–12)
Identifies Parts of the Body (Points) (D-8, p. 115, items 1–21) Identifies Parts of the Body (Names) (D-8, p. 115, items 1–13)	Identifies Parts of the Body (Names) (D-8, p. 115, items 14–19)	Identifies Parts of the Body (Names) (D-8, p. 115, items 20–29)
Follows Verbal Directions (Follows one-step directions) (D-6, p. 108)	Follows Verbal Directions (Follows two-step and three-step directions) (D-6, p. 108)	
Understands Number Concepts (F-1, p. 251, items 3–5)	Counts by Rote (to 10) (F-2, p. 253)	Counts by Rote (to 100) (F-2, p. 253) Reads Numerals (F-9, p. 269)
Understands Number Concepts (F-1, p. 251, items 1–5)	Recognizes Quantities (F-6, p. 260, items 1, 2, 4)	Matches Quantities with Numerals (F-7, p. 263, items 1–10) Determines Total of Two Sets (F-15, p. 281)
Length of Sentences (D-4, pg. 103, items 1–2) General Speech and Language Development (D-3, p. 96, items 16, 23)	Length of Sentences (D-4, pg. 103, item 3) General Speech and Language Development (D-3, p. 96, item 32)	Length of Sentences (D-4, pg. 103, items 4–8) General Speech and Language Development (D-3, p. 96, item 52)





The IED III contains **more than 100** developmental assessments that cover school-readiness skills in key early learning skills areas.

A PHYSICAL DEVELOPMENT: PREAMBULATORY MOTOR SKILLS

Assessments

- A-1 Supine Position Skills and Behaviors
- A-2 Prone Position Skills and Behaviors
- A-3 Sitting Position Skills and Behaviors
- A-4 Standing Position Skills and Behaviors

Comprehensive Skill Sequences

B PHYSICAL DEVELOPMENT: GROSS MOTOR SKILLS

Assessments

- B-1 Standing
- B-2 Walking
- B-3 Stair Climbing
- B-4 Running, Skipping, and Galloping
- B-5 Jumping
- B-6 Hopping
- B-7 Kicking
- B-8 Balancing on a Beam
- B-9 Catching
- B-10 Rolling and Throwing

Comprehensive Skill Sequences

Supplemental Skill Sequences

C PHYSICAL DEVELOPMENT: FINE MOTOR SKILLS

Assessments

- C-1 General Eye/Finger/Hand Manipulative Skills
- C-2 Builds Tower with Blocks
- C-3 Early Handwriting Skills
- C-4 Copies Forms
- C-5 Draws a Person
- C-6 Cuts with Scissors

Comprehensive Skill Sequences

Supplemental Skill Sequences

TABLE OF CONTENTS

	Page
Table of Contents—Assessments	iv
INTRODUCTION	
The BRIGANCE® Family of Products	vii
Introduction to the IED III	viii
Overview	
How the IED III Supports Your Program	
Step-by-Step Assessment Procedures	xi
Step 1: Get Ready for Assessment	
Step 2: Administer the Assessments	
Step 3: Record Results in the <i>Record Book</i>	
Step 4: Analyze Results	
Step 5: Identify Next Steps	
Evaluating Children with Special Considerations	xxvi
Bilingual and Non-English-Speaking Children	
Children with Exceptionalities	
A PHYSICAL DEVELOPMENT: PREAMBULATORY MOTOR SKILLS	1
B PHYSICAL DEVELOPMENT: GROSS MOTOR SKILLS	21
C PHYSICAL DEVELOPMENT: FINE MOTOR SKILLS	53
D LANGUAGE DEVELOPMENT	82
E ACADEMIC/COGNITIVE: LITERACY	156
F ACADEMIC/COGNITIVE: MATHEMATICS AND SCIENCE	249
G DAILY LIVING	319
H SOCIAL AND EMOTIONAL DEVELOPMENT	355
MILESTONE SKILLS BY DEVELOPMENTAL AGE LEVEL	
Overview	383
Developmental Age Level—Birth to One Year	384
Developmental Age Level—One Year to Two Years	386
Developmental Age Level—Two Years to Three Years	388
Developmental Age Level—Three Years to Four Years	391
Developmental Age Level—Four Years to Five Years	394
Developmental Age Level—Five Years to Six Years	398
Developmental Age Level—Six Years to Seven Years	402
Developmental Age Level—Seven Years to Eight Years	405
APPENDICES	407
Appendix A—Teacher’s/Observer’s Rating Form for Academic Readiness	408
Appendix B—History and Acknowledgments	409
Appendix C—References	412
D LANGUAGE DEVELOPMENT	
Assessments	
D-1 Prespeech Receptive Language	
D-2 Prespeech Expressive Language	
D-3 General Speech and Language Development	
D-4 Length of Sentences	
D-5 Knows Personal Information	
D-6 Follows Verbal Directions	
D-7 Identifies Pictures	
D-8 Identifies Parts of the Body	
D-9 Identifies Colors	
D-10 Understands Directional/Positional Concepts	
D-11 Understands Qualitative Concepts	
D-12 Classifies Objects into Categories	
D-13 Knows Uses of Objects	
D-14 Repeats Numbers	
D-15a Repeats Sentences (with Picture Stimuli)	
D-15b Repeats Sentences (without Picture Stimuli)	
D-16 Uses Plural Nouns, <i>-ing</i> , and Prepositions	
D-17 Uses Meaningful Language in Context	
Comprehensive Skill Sequences	
Supplemental Skill Sequences	

D LANGUAGE DEVELOPMENT

Assessments

- D-1 Prespeech Receptive Language
- D-2 Prespeech Expressive Language
- D-3 General Speech and Language Development
- D-4 Length of Sentences
- D-5 Knows Personal Information
- D-6 Follows Verbal Directions
- D-7 Identifies Pictures
- D-8 Identifies Parts of the Body
- D-9 Identifies Colors
- D-10 Understands Directional/Positional Concepts
- D-11 Understands Qualitative Concepts
- D-12 Classifies Objects into Categories
- D-13 Knows Uses of Objects
- D-14 Repeats Numbers
- D-15a Repeats Sentences (with Picture Stimuli)
- D-15b Repeats Sentences (without Picture Stimuli)
- D-16 Uses Plural Nouns, *-ing*, and Prepositions
- D-17 Uses Meaningful Language in Context

Comprehensive Skill Sequences

Supplemental Skill Sequences

E ACADEMIC/COGNITIVE: LITERACY

Assessments

E-1 Response to and Experience with Books

E-2 Identifies Common Signs

E-3 Blends Word Parts into One Word.

E-4 Identifies Blended Word Parts as Words

E-5 Auditory Discrimination

E-6 Visual Discrimination

E-7 Recites Alphabet.

E-8a Matches Uppercase Letters.

E-8b Identifies Uppercase Letters

E-9a Matches Lowercase Letters

E-9b Identifies Lowercase Letters

E-10 Prints Uppercase Letters in Sequence

E-11 Prints Lowercase Letters in Sequence

E-12 Prints Uppercase Letters Dictated

E-13 Prints Lowercase Letters Dictated

E-14 Prints Personal Information.

E-15 Identifies Rhymes

E-16 Segments Words into Word Parts

E-17 Identifies Beginning Sounds

E-18 Matches Beginning Sounds and Letters with Pictures

E-19 Identifies Blended Phonemes as Words

E-20 Deletes Word Parts and Phonemes in Words.

E-21 Reads Basic Vocabulary Words

E-22 Reads Number Words.

E-23 Reads Color Words

E-24 Reads Words from Common Signs

E-25a Reads Passages at Preprimer Level—Forms A and B.

E-25b Reads Passages at Primer Level—Forms A and B.

E-25c Reads Passages at First-Grade Level—Forms A and B.

E-25d Reads Passages at Second-Grade Level—Forms A and B

E-26 Writes Simple Sentences.

E-27 Quality of Printing

E-28 Word Recognition Grade Placement Test—Forms A and B

1

F ACADEMIC/COGNITIVE: MATHEMATICS AND SCIENCE

Assessments

F-1 Understands Number Concepts

F-2 Counts by Rote.

F-3 Compares Different Amounts.

F-4 Identifies Shapes.

2 F-5 Sorts Objects (by Size, Color, Shape)

F-6 Recognizes Quantities.

F-7 Matches Quantities with Numerals

F-8 Understands Ordinal Position

F-9 Reads Numerals

F-10 Knows Missing Numerals in Sequences.

F-11 Writes Numerals in Sequence

F-12 Writes Following and Preceding Numerals.

F-13 Writes Numerals Dictated

F-14 Solves Word Problems

F-15 Determines Total of Two Sets

F-16a Knows Addition Facts.

F-16b Adds Numbers

F-17a Knows Subtraction Facts.

F-17b Subtracts Numbers.

F-18a Knows Money (United States).

F-18b Knows Money (Canada)

F-19 Understands Time and Reads a Clock

F-20 Understands Weather Concepts

3 F-21 Understands the Five Senses.

F-22 Distinguishes Between Living and Non-Living Things.

F-23 Identifies Plants and Animals.

Major content updates include:

- 1** New and revised phonological awareness assessments and reading passages
- 2** New mathematics assessments, including sorting and word problems

G DAILY LIVING

Assessments

Self-help Skills

G-1 Feeding/Eating

G-2 Undressing

G-3 Dressing

G-4 Unfastening

G-5 Fastening

G-6 Toileting

G-7 Bathing

G-8 Grooming.

Independent Living Skills

G-9 Knows What to Do in Different Situations.

G-10 Knows What Community Helpers Do

G-11 Knows Where to Go for Services.

Comprehensive Skill Sequences.

Supplemental Skill Sequences

H SOCIAL AND EMOTIONAL DEVELOPMENT

Assessments

H-1 Relationships with Adults

4 H-2 Play and Relationships with Peers


H-3 Motivation and Self-Confidence

H-4 Prosocial Skills and Behaviors

Comprehensive Skill Sequences.

- 3** New science assessments
- 4** Broadened social and emotional development section





Colorful child pages are designed to face the child for easy administration.

Easy-to-follow directions ensure quick and accurate assessment.

F-23 Identifies Plants and Animals

Overview

This assessment focuses on the student's ability to identify and distinguish between pictures of plants and animals.

SKILL

Identifies and distinguishes between plants and animals

ASSESSMENT METHOD

Directions for Assessment: Performance

Point to each row and ask the student to identify the picture in the row that is either a plant or an animal as indicated.

Start with the example on page S-315. Point to the picture of the dog and

Say: **This is a picture of a dog.**

Ask: **Is a dog a plant or an animal?**

Pause for the student's response. (*animal*)

Say: **Point to the picture in this row that is a picture of an animal.**

Pause for the student's response. (points to the dog)

Then, point to the picture of the palm tree and

Say: **This is a picture of a palm tree.**

Ask: **Is a palm tree a plant or an animal?**

Pause for the student's response. (*plant*)

Say: **Point to the picture in this row that is a picture of a plant.**

Pause for the student's response. (points to the palm tree)

Continue this procedure with the items on pages S-316 through S-317.

F-23 Identifies Plants and Animals

Academic/Cognitive: Mathematics and Science

F-14 Solves Word Problems

Overview

This assessment focuses on the student's ability to solve simple addition and subtraction word problems that are accompanied by pictures.

SKILL

Solves simple oral word problems

ASSESSMENT METHOD

Performance

MATERIALS

- Pages S-279 and S-280
- Blank sheet of paper if needed

SCORING INFORMATION

- Record Book: Page 35
- Give credit for an item only if *both* responses are correct.
- Stop after two consecutive incorrect responses for two items (two complete word problems).

BEFORE ASSESSING

Review the Notes at the end of this assessment for additional information.

AFTER ASSESSING

- To write an IEP, use the Objective for Writing IEPs at the end of this assessment.
- To find related instructional activities, see the *BRIGANCE Readiness Activities*.

Directions for Assessment: Performance

Point to the row of pictures for each item on page S-279 and ask the corresponding questions. Ask the first question and pause for the student's response. If the student answers correctly, ask the second question.

A. 4 dogs and 3 tennis balls ($4 - 3 = 1$)

Point to item A and

Say: **Look at these pictures. Dogs like to play with tennis balls.**

1. Ask: Are there enough tennis balls so each dog can have a tennis ball?

Pause for the student's response. (*no*)
If the student responds correctly,

2. Ask: How many dogs will not get a tennis ball?

Pause for the student's response. (*1*)

B. 6 people and 3 caps ($6 = 3 + 3$)

Point to item B and

Say: **Look at these pictures. Suppose each child wants to wear a cap.**

3. Ask: Will every child have a cap?

Pause for the student's response. (*no*)
If the student responds correctly,

4. Ask: How many more caps do we need so each child can have a cap?

Pause for the student's response. (*3*)

The **Overview** points out the assessment's purpose, skill area, and key administration information.

Academic/Cognitive: Mathematics and Science

D-3 General Speech and Language Development

Overview

This assessment focuses on the student's vocabulary development, complexity of speech, and ability to speak in phrases and sentences.

SKILL

Uses words and combines them into phrases and sentences to communicate

ASSESSMENT METHODS

Observation or Interview

MATERIALS

Although no specific materials are needed, toys, pictures, and puzzles may be helpful in eliciting responses from the student.

SCORING INFORMATION

- Record Book: Page 14
- Give credit for each yes response. See the specific Criteria for some skills.
- Stop after three consecutive *no* responses.

BEFORE ASSESSING

Review the Notes at the end of this assessment for additional information.

AFTER ASSESSING

- To write an IEP, use the Objective for Writing IEPs at the end of this assessment.
- To find related instructional activities, see the *BRIGANCE Readiness Activities*.

96 BRIGANCE® Inventory of Early Development III

Helpful **Comprehensive Skill Sequences** break down skills for monitoring incremental progress and provide developmental age levels to help teachers and parents know which skills to look for and support next.

Directions for Assessment: Observation or Interview

Observe the student in a natural social setting or engage the student in a conversation that will elicit relevant responses from him/her. For each item, ask yourself the question that follows the skill, or interview the parent/caregiver to assess the student's general speech and language development.

Say: Tell me about _____'s speech. What are some words or sentences he/she uses?

To elicit additional information about specific skills, ask the question that follows the skill. Rephrase the questions as needed and make the interview as info

¹⁻⁰1. Says the w

Ask: Does _____ family

Note: This ma with the stud

2. Says real w or dada)

Ask: Does _____ Which

Or say to the to say any to prompting

Criteria: Give than *mama* o

Notes:

- You may w the student
- This respon

Student's Name: _____

Date: _____

D-3C GENERAL SPEECH AND LANGUAGE DEVELOPMENT

See pages 96–102 for assessment procedures for the milestone or primary skills (those skills in **bold** print below) that appear in D-3 General Speech and Language Development. The numeral in parentheses that follows a milestone skill indicates the item number of the skill in the assessment and in the *Record Book*. The additional skills listed below are considered intermediate or secondary skills. Using the sequence of combined milestone and intermediate skills can allow you to conduct a more comprehensive assessment and can show a student's ongoing progress toward mastery of milestone skills.

- ¹⁻⁰1. Says one word
- 2. Says the word *mama* or *dada* with meaning (1)**
- Says two words
- Says real words (at least one word other than *mama* or *dada*) (2)**
- Has an expressive vocabulary of at least six words
- Uses a single word in combination with a gesture to ask for objects
- Has an expressive vocabulary of at least ten words (3)**
- Calls at least one person by name (4)**
- Responds with *yes* or *no* to questions regarding his/her wants or needs (5)**
- Repeats phrases (6)**
- ¹⁻⁶11. Uses abbreviated or telescopic sentences
- Responds with *yes* or *no* to simple *yes* or *no* questions

- Has an expressive vocabulary of at least twenty-five words (7)**
- Uses two or three words in combination (8)**
- Uses the word *no* to indicate refusal (9)**
- Uses subject-predicate phrases †(10)**
- Asks for water when thirsty
- Uses article before noun (e.g., *the dog, a cat*)
- Asks for food when hungry (11)**
- Refers to self by name †(12)**
- Uses words ending in *s* to indicate more than one (13)**
- Uses words with the suffix *-ing* (14)**
- ²⁻⁰23. **Uses personal pronouns *I* and *me* (15)**
- Produces all vowels clearly
- Includes all initial consonants
- Uses all speech sounds
- Produces diverse and complex syllables
- More than 50% of speech is intelligible (16)**
- Imitates three-syllable words
- Asks for food at table
- Uses the words *no* and *not* in combination with other words
- Has a mean length utterance (MLU) of 2 or more (e.g., *daddy go*) † (17)**
- Has an expressive vocabulary of at least 200 words
- Refers to self by pronoun (e.g., *me do*)
- Asks for another (e.g., *another cracker*)

- Can sing phrases of songs (often not on pitch)
- Uses facial expressions, gestures, and body movements for communication
- Responds appropriately to questions involving choices (e.g., *Do you want a cracker or an apple?*)
- Vocalizes toileting needs (18)**
- Uses the words *my* and *mine* to indicate possession (19)**
- Uses past tense (20)**
- Asks simple questions (21)**
- Uses *his* or *her* to indicate possession
- ²⁻⁶44. **Has a mean length utterance (MLU) of 3 or more (e.g., *Mama go work*) †(22)**
- At least 75% of speech is intelligible (23)**
- Can talk briefly about what he/she is doing
- Imitates adult phrase heard on previous occasion
- Responds to simple *yes* or *no* questions related to visual information (24)**
- Uses possessive nouns (25)**
- Uses pronouns to refer to others (26)**
- Has expressive vocabulary of at least 400 words
- Uses prepositions *in* and *on*
- Shows frustration if not understood
- Enjoys use of telephone, but may be unable to sustain long conversation
- Uses adjectives (e.g., *blue, pretty, new*)

†This is a "disappearing" behavior.

148 BRIGANCE® Inventory of Early Development III ©Curriculum Associates, LLC

Comprehensive Skill Sequences





New!

BRIGANCE® IED III Standardized




The new IED III Standardized streamlines assessment and provides standardized scores for children from birth through age seven



For more information on the criterion-referenced IED III, see **page 16**.

The IED III Standardized has been completely updated to include **new content and up-to-date research**, ensuring highly accurate data to support referrals.

New standardization and validation studies reflect:

-  Current normative data based on a nationally representative sample
-  Strong test-retest and inter-rater reliability
-  Significant content, construct, and criterion-related validity



The IED III Standardized contains **55 standardized assessments** that cover skills in five key domains.

TABLE OF CONTENTS

	Page		Page
Table of Contents—Assessments	iv	A PHYSICAL DEVELOPMENT: GROSS MOTOR	1
INTRODUCTION		B PHYSICAL DEVELOPMENT: FINE MOTOR	17
The BRIGANCE® Family of Products	vii	C LANGUAGE DEVELOPMENT: RECEPTIVE AND EXPRESSIVE	38
Introduction to the IED III Standardized		D ACADEMIC SKILLS/COGNITIVE DEVELOPMENT: LITERACY	83
Overview	viii	E ACADEMIC SKILLS/COGNITIVE DEVELOPMENT: MATHEMATICS	106
How the IED III Standardized Supports Your Program	ix	F ADAPTIVE BEHAVIOR: DAILY LIVING	125
Standardization and Validation	x	G SOCIAL AND EMOTIONAL DEVELOPMENT	137
Step-by-Step Assessment Procedures		APPENDICES	
Step 1: Get Ready for Assessment	xi	Appendix A: History of BRIGANCE®	158
Step 2: Administer the Assessments	xiv	Appendix B: Acknowledgments	159
Step 3: Record Results in the <i>Standardized Record Book</i>	xviii	Appendix C: Determining Rounded Chronological Age	160
Step 4: Analyze Results	xxiii	Appendix D: Assessments to Administer by Age Range	161
Step 5: Identify Next Steps	xxv	Appendix E: BRIGANCE® Program-level Implementation Decisions	164
Evaluating Children with Special Considerations		Appendix F: References	165
Children Retained in Grade	xxvii	Appendix G: Standardization Study Sites	169
Bilingual and Non-English-Speaking Children	xxvii		
Children with Exceptionalities	xxviii		

A PHYSICAL DEVELOPMENT: GROSS MOTOR

Assessments

A-1	Early Gross Motor Skills
A-2	Standing
A-3	Walking, Skipping, and Galloping
A-4	Jumping and Hopping
A-5	Stair Climbing
A-6	Rolling, Throwing, and Catching

B PHYSICAL DEVELOPMENT: FINE MOTOR

Assessments

B-1	Early Fine Motor Skills
B-2	Builds Tower with Blocks
B-3	Visual Motor Skills
B-4	Draws a Person
B-5	Prints Personal Information
B-6	Writes Numerals in Sequence
B-7	Prints Uppercase Letters in Sequence
B-8	Quality of Printing

Major content updates include:

- 1 New pre-literacy and early literacy assessments
- 2 Broadened mathematics coverage
- 3 Expanded social and emotional development section

C LANGUAGE DEVELOPMENT: RECEPTIVE AND EXPRESSIVE

Assessments

C-1	Early Receptive Language Skills
C-2	Early Expressive Language Skills
C-3	Identifies Pictures
C-4	Identifies Parts of the Body (Receptive)
C-5	Understands Verbal Concepts
C-6	Follows Verbal Directions
C-7	Knows Uses of Objects
C-8	Identifies Colors (Receptive)
C-9	Repeats Sentences
C-10	Identifies Parts of the Body (Expressive)
C-11	Identifies Colors (Expressive)
C-12	Verbal Fluency
C-13	Articulation
C-14	Uses Grammar and Language in Context

D ACADEMIC SKILLS/COGNITIVE DEVELOPMENT: LITERACY

Assessments

1	D-1	Experience with Books and Text
	D-2	Recites Alphabet
	D-3	Visual Discrimination
	D-4	Identifies Uppercase Letters
	D-5	Familiarity with Sounds: Phonological Awareness
	D-6	Auditory Discrimination
	D-7	Familiarity with Sounds: Phoneme Manipulation
	D-8	Reads Words from Common Signs
	D-9	Word Recognition

E ACADEMIC SKILLS/COGNITIVE DEVELOPMENT: MATHEMATICS

Assessments

2	E-1	Understands Number Concepts
	E-2	Counts by Rote
	E-3	Compares Different Amounts
	E-4	Sorts Objects (by Size, Color, Shape)
	E-5	Matches Quantities with Numerals
	E-6	Reads Numerals
	E-7	Solves Word Problems
	E-8	Knows Missing Numerals in Sequences
	E-9	Adds Numbers
	E-10	Subtracts Numbers

F ADAPTIVE BEHAVIOR: DAILY LIVING

Assessments

F-1	Eating
F-2	Dressing and Undressing
F-3	Toileting and Bathing
F-4	Knows Personal Information

G SOCIAL AND EMOTIONAL DEVELOPMENT

Assessments

3	G-1	Relationships with Adults (younger than 3 years)
	G-2	Play and Relationships with Peers (younger than 3 years)
	G-3	Motivation and Self-Confidence (younger than 3 years)
	G-4	Prosocial Skills and Behaviors (younger than 3 years)
	G-5	Relationships with Adults (3 years through 7 years)
	G-6	Play and Relationships with Peers (3 years through 7 years)
	G-7	Motivation and Self-Confidence (3 years through 7 years)
	G-8	Prosocial Skills and Behaviors (3 years through 7 years)





D-5 Familiarity with Sounds: Phonological Awareness

Overview

This assessment focuses on the development of the child's early phonological awareness skills.

SKILLS

- Orally blends two words into one word
- Identifies rhymes
- Orally segments words into word parts (syllables)

ASSESSMENT METHOD

Performance

MATERIALS

- Page C-95
- Blank sheets of paper if needed

SCORING INFORMATION

- **Standardized Record Book:** Page 16
- **Entry:** 3+ years
- **Basal:** None
- **Ceiling:** None

NOTE

If the child has difficulty focusing on a single row, cover the other rows with blank sheets of paper.

AFTER ASSESSING

To write an IEP, use the Objectives for Writing IEPs at the end of this assessment.

Directions for Assessment

This assessment is made up of three different phonological skills. For each of these skills, use the specific directions given. Administer all items.

Blends Two Words into One Word

Beginning with an example,

Say: I am going to say two words. Then I want you say them together to make one word. For example, if I say air . . . plane, you would say airplane.

1. base ball – baseball

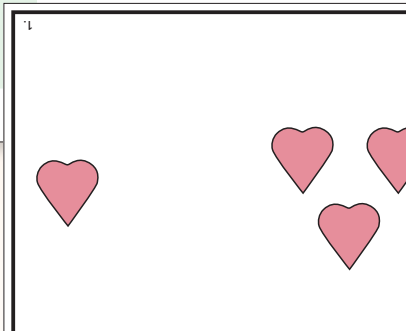
Say: The next words are base . . . ball.
Pause for the child's response. (*baseball*)

2. sail boat – sailboat

Say: The next words are sail . . . boat.
Pause for the child's response. (*sailboat*)

3. cup cake – cupcake

Say: The words are cup . . . cake.
Pause for the child's response. (*cupcake*)



E-3 Compares Different Amounts

Overview

This assessment focuses on the child's ability to compare the number of objects in two groups that have different quantities of identical objects.

SKILL

Identifies which of two groups of objects has the greater number of objects

ASSESSMENT METHOD

Performance

MATERIALS

- Pages C-111 and C-112
- Blank sheets of paper if needed

SCORING INFORMATION

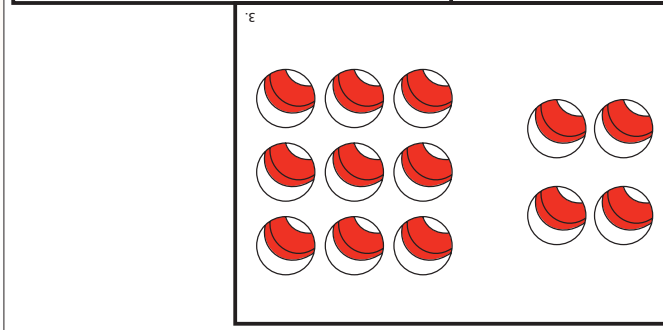
- **Standardized Record Book:** Page 19
- **Entry:** For 2 years, start with item 1. For 4+ years, start with item 3.
- **Basal:** Two in a row correct
If the child does not reach a basal, drop back to the earlier Entry and begin with the item indicated.
- **Ceiling:** Two in a row incorrect

NOTE

If the child has difficulty focusing on a single item, cover the other items with blank sheets of paper.

AFTER ASSESSING

To write an IEP, use the Objective for Writing IEPs at the end of this assessment.



Clearly stated standardized directions ensure consistent administration.

Directions for Assessment

Ask the child to tell which of two given groups of objects on page C-111 has more objects.

1. 1 vs. 3

Point to item 1, the two groups of hearts, on page C-111 and

Say: Look at these two groups of hearts. Which group has more?

Pause for the child's response.

2. 5 vs. 2

Point to item 2 and

Say: How about these two groups of keys? Which group has more?

Pause for the child's response.

3. 9 vs. 4

Point to item 3 and

Say: Look at these two groups of marbles. Which group has more?

Pause for the child's response.

User-friendly page design makes it easy to navigate assessment procedures.

E Academic Skills/Cognitive Development: Mathematics

SCORING INFORMATION

Assessment

Entry:

- For 2 years, start with item 1.
- For 4+ years, start with item 4.

Basal: 2 in a row correct

Ceiling: 2 in a row incorrect

E-1 Understands Number Concepts [page 108]

1. Just one
2. One more
3. Two
4. Three
5. Five
6. Seven
7. Nine

____/7

NOTES: _____

E-2 Counts by Rote [page 110]

Counts by rote to:

- | | | | | | | | | | |
|----|----|----|----|----|----|----|----|----|----|
| 1 | 2 | 3 | 4 | 5 | 6 | 7 | 8 | 9 | 10 |
| 11 | 12 | 13 | 14 | 15 | 16 | 17 | 18 | 19 | 20 |
| 21 | 22 | 23 | 24 | 25 | 26 | 27 | 28 | 29 | 30 |

____/30

NOTES: _____

E-3 Compares Different Amounts [page 111]

Entry:

- For 2 years, start with item 1.
- For 4+ years, start with item 3.

Basal: 2 in a row correct

Ceiling: 2 in a row incorrect

1. 1 vs. 3
2. 5 vs. 2
3. 9 vs. 4
4. 10 vs. 13
5. 18 vs. 14
6. 20 vs. 15

____/6

NOTES: _____

Simple scoring produces standard scores, percentiles, and age equivalents for key skill areas and domains.

IED III Standardized Scoring Sheet (continued)

E ACADEMIC SKILLS/COGNITIVE DEVELOPMENT: MATHEMATICS

SUBDOMAIN	MATHEMATICS	RAW SCORE	SCALED SCORE Appendix A	ⓑ COMPOSITE SCORE: MATHEMATICS Appendix B
ASSESSMENTS	E-1 Understands Number Concepts	/7		
	E-2 Counts by Rote	/30		
	E-3 Compares Different Amounts	/6		
	E-4 Sorts Objects (by Size, Color, Shape)	/6		
	E-5 Matches Quantities with Numerals	/10		
	E-6 Reads Numerals	/5		
	E-7 Solves Word Problems	/10		
	E-8 Knows Missing Numerals in Sequences	/12		
	E-9 Adds Numbers	/9		
	E-10 Subtracts Numbers	/6		
		ⓑ TOTAL RAW SCORE	TOTAL SCALED SCORE	
		/101		

TOTAL DOMAIN: ACADEMIC SKILLS/COGNITIVE DEVELOPMENT

SUBDOMAIN	TOTAL RAW SCORE	COMPOSITE SCORE	SE _M CONFIDENCE INTERVAL	PERCENTILE Appendix E	AGE EQUIVALENT Appendix F	SE _Z INSTRUCTIONAL RANGE
SUBDOMAIN Ⓐ LITERACY	/170		± _____ —			± _____ —
SUBDOMAIN ⓑ MATHEMATICS	/101		± _____ —			± _____ —
SUM OF Ⓐ AND ⓑ		^(sum) /271	^(sum)			
DOMAIN ACADEMIC SKILLS/COGNITIVE DEVELOPMENT Appendix C			± _____ —			± _____ —





Based on screening performance and assessment results, you can deliver targeted, individualized instruction with the **Readiness Activities**.

BRIGANCE® Readiness Activities

Build kindergarten readiness with fun, easy-to-implement activities that prepare children for school



Over 300 developmentally appropriate activities cover a broad range of developmental readiness skills in key domains aligned to the Head Start Child Development and Early Learning Framework.

The Readiness Activities provide learning objectives, skill sequences, and teaching strategies to support teachers of all levels.





Domains and Skills Covered in the BRIGANCE® Readiness Activities

Each of the five **domain sections** includes valuable resources and reproducibles:

- Comprehensive Skill Sequences
- References
- Read-to-Me Books
- Letters to Families (*reproducible, English and Spanish versions*)
- My Learning Plans (*reproducible*)

The **skill sections** within the domains include more than a dozen fun and easy-to-implement Teaching Activities as well as helpful instructional guidance and resources for that skill, such as:

- Objective
- Domain
- Rationale
- Related Skills
- Sequence
- Recommendations for Effective Teaching
- Factors that Impact Development
- Reproducibles for Teaching Activities

LANGUAGE DEVELOPMENT

Body Parts
Colors

LITERACY

Response to and Experience with Books
Prehandwriting
Copies Forms
Visual Discrimination
Print Awareness and Concepts
Prints Uppercase and Lowercase Letters in Sequence
Prints Personal Data
Phonological Awareness Skills

MATHEMATICS

Number Concepts
Counting
Reads Numerals
Numeral Comprehension
Numerals in Sequence
Quantitative Concepts
Shape Concepts
Joins Sets
Directional/Positional Concepts
Concepts of Time and Reading a Clock

SOCIAL AND EMOTIONAL DEVELOPMENT

General Social and Emotional Development
Play Skills and Behaviors
Initiative and Engagement Skills and Behaviors
Self-Regulation Skills and Behaviors
Personal Data Response

PHYSICAL DEVELOPMENT

GROSS MOTOR SKILLS

Standing
Walking
Jumping and Hopping
Running (Skipping and Galloping)
Ball Skills (Kicking, Catching, Rolling, and Throwing)

FINE MOTOR SKILLS

Holding and Manipulating Objects
Cuts with Scissors

SELF-HELP SKILLS

Self-Help Skills
Puts On Clothing
Fastens Clothing
Using Shoes
Taking Care of Self





Easy-to-read and easy-to-implement activities accommodate all types of learning styles: visual, aural, tactile, kinesthetic.

Each domain section includes a wealth of helpful information for teachers.

Response to and Experience with Books

Objective

- To demonstrate an interest in books and enjoyment in literacy activities.
- To participate in book-related conversations, asking and answering questions about characters, story events, and ideas, concepts and facts (or asking and answering questions that demonstrate understanding).

DOMAIN
Literacy: Book Knowledge

RATIONALE
Research studies conclude that five-year-olds who have been read to regularly throughout their early years are inquisitive and tend to do better in school. Children who have been read to have better language skills, are more motivated to learn to read, and have a better understanding of the reading process than those who have not been read to. Giving young children successful and enjoyable experiences with books will help create book knowledge, the desire to read, and will cultivate a lifelong love of reading.



Sequence

SEQUENCE OF SKILLS

Although each child's developmental rate and pattern is unique, the following is a sequence of skills that children typically develop through the age of seven years. Use the skill sequences as a general guide when planning your instruction. The developmental age notations to the left of each skill provide guidance in selecting the appropriate skill level and activity for instruction.

- ¹⁴Turns several pages in a book at once.
 - Points to pictures of animals or common objects.
 - Looks at pictures selectively.
 - Turns book right-side-up.
- ²⁰Turns pages individually.
 - Points to and names simple pictures.
- ²⁴Shows an interest in books and reading.
- ²⁴Describes actions depicted in pictures.
 - Takes part in reading by "filling in" words and phrases.
- ⁴⁰Gains information from books about real things.
 - Tries to read books from memory.
 - Follows along in a book being read.
 - Recalls some main events when asked, "What happens in this story?"
- ⁵⁰Retells story from a picture book with reasonable accuracy.
 - Attempts to read by looking at pictures.
 - Reads some words by sight.
- ⁶⁰Tries to read words by using phonics, context clues, or picture clues.
 - Reads simple stories aloud.
 - Distinguishes between fantasy and reality.²⁴

10. Every Puppet Tells a Story

Materials:

- A narrative picture book with several characters.
- Response Activity Materials:
 - To make puppets:
 - Socks
 - Small paper bags.
 - Buttons.
 - Scraps of felt and fabric.
 - Yarn.
 - Glue or glue sticks.
 - Scissors.
 - Markers.
 - Crayons.



To make a puppet stage:

- A large appliance box with the upper front panel cut out.
- A towel draped over the back of a chair.
- A blanket or sheet hung over a card table.
- A curtain on a spring rod suspended in a doorway.

Group Size:

Small group or class.

Procedure:

- Gather children on the floor around you.
- Read the title of the book. Provide a short introduction that states the main problem of the story.
- You might look at a few pictures in the book and think aloud to demonstrate how to make predictions about the story. For example: "Look at this picture. This story must be about . . ." "I wonder if the characters are going to . . ."
- Read the story aloud with expression. At several points in the story, pause to comment on characters' actions and feelings. Offer a short definition or explanation of an unfamiliar word, or point to an illustration to help clarify word meaning as you read the word.
- After reading ask "why" questions to encourage children to make inferences about and explain story events. Model how to answer a "why" question. Help children think about what the character did, recall specific events, and use illustrations to support their thinking.

RESPONSE TO THE BOOK:

- Have children make puppets to represent the characters in the story. The puppets can be stuffed socks with button eyes and fabric features, or they can be lunch-bag puppets with glued-on or drawn-on features.
- Ask children to use their puppets to dramatize the story and retell it in their own words using new vocabulary.
- Work with a small group of children to create a sequel to the story and use their puppets to tell the story.

SUGGESTED BOOKS:

- Panda Bear, Panda Bear, What Do You See?* by Bill Martin Jr.
- The Little Red Hen* by Paul Galdone
- Alice's Adventure in Wonderland* by Lewis Carroll.

Literacy

Read-to-Me Books

These books can be used to support children's literacy development. See Teaching Activities for ideas on how these books might be used for instruction.

Trade Books for Reading Aloud

- Agee, Jon. *Z Goes Home*.
- Aliki. *My Feet*.
- Aliki. *My Hands*.
- Aliki. *Communication*.
- Aliki. *How a Book Is Made*.
- Allington, Richard L. and Kathleen Krull. *Writing*. Illus. by Yoshi Miyake.
- Anglund, Joan Walsh. *In a Pumpkin Shell: A Mother Goose ABC*.
- Arnosky, Jim. *All About Owls*.
- Aylesworth, Jim. *Old Black Fly*. Illus. by Stephen Gammell.
- Aylesworth, Jim. *The Gingerbread Man*. Illus. by Barbara McClintock.
- Bang-Campbell, Monika. *Little Rat Sets Sail*. Illus. by Molly Bang.
- Banks, Kate. *Close Your Eyes*. Illus. by Georg Hallensleben.
- Berger, Barbara. *Grandfather Twilight*.
- Beylon, Cathy and Fremont, Victoria. *A Is for Astronaut*.
- Booth, Eugene and Derek, Collard. *Under the Ocean*.
- Brett, Jan. *The Mitten*.
- Brown, Marc Tolon. *Arthur Writes a Story*.
- Brown, Margaret Wise. *Big Red Barn*. Illus. by Felicia Bond.
- Brown, Margaret Wise. *Goodnight Moon*. Illus. by Clement Hurd.
- Brown, Tricia. *Someone Special, Just Like You*.
- Carter, David. *Alpha Bugs*.
- Catalanotto, Peter. *Matthew A. B. C.*
- Chandra, Deborah. *A Is for Amos*. Illus. by Keiko Narahashi.
- Choi, Yangsook. *The Name Jar*.
- Christelow, Eileen. *What Do Illustrators Do?*
- Cohen, Miriam. *Will I Have a Friend?* Illus. by Lillian Hoban.
- Cole, Joanna. *The Magic School Bus Plants Seeds: A Book About How Living Things Grow*.
- Cooney, Barbara. *Miss Humphries*.
- Cousins, Lucy. *Maisy's ABC*. Illus. by Farlow, Disney Storybook Artists.
- Crews, Donald. *Freight Train*.
- Crews, Donald. *Truck*.
- Cronin, Doreen. *Click, Clack, Moo: Cows That Type*. Illus. by Betsy Lewin.
- dePaola, Tomie. *Pancakes for Breakfast*.
- dePaola, Tomie. *Andy That's My Name*.
- Ehlert, Lois. *Eating the Alphabet*.
- Emberly, Ed. *The Wing on a Flea*.
- Ernst, Lisa Campbell. *Stella Louella's Runaway Book*.
- Feelings, Muriel. *Jambo Means Hello*. Illus. by Tom Feelings.
- Feelings, Muriel. *Jambo Means Hello: Swahili Alphabet Book*. Illus. by Tom Feelings.
- Fox, Mem. *Possum Magic*. Illus. by Julie Vivas.
- Fox, Mem. *Time for Bed*. Illus. by Jane Dyer.
- Fox, Mem. *Wilfrid Gordon McDonald Partridge*. Illus. by Julie Vivas.

Recommendations for Developing Children's Interest and Experience with Books

SELECT QUALITY BOOKS

Libraries and school systems frequently publish a list of recommended books for children of different ages. There are also books by educators that provide parents and teachers with book recommendations. Professional organizations such as the International Reading Association provide annual lists of recommended books. Consult your local or school library. Here are some suggested resources:

- The New Read-Aloud Handbook* by Jim Trelease.
- The New York Times Parent's Guide to the Best Books for Children* by Eden Ross Lipson.
- Read to Me: Raising Kids Who Love to Read* by Bernice E. Cullinan.
- Choosing Books for Children: A Commonsense Guide* by Betsy Hearne.
- The Children's Choices List (appears every October in *The Reading Teacher*).
- The Notable Children's Trade Books in the Field of Social Studies List (appears in the *May/June* issue of *Social Education*).
- The Outstanding Science Trade Books for Children List (appears in the November issue of *Children and Science*).

CREATE A CLASSROOM LIBRARY

Introduce children to a wide variety of books including storybooks, wordless picture books, information books, predictable books, alphabet and counting books, poetry books, magazines, and easy-to-read books. Throughout the year, add the books children have authored to the library. Rotate the books in the class library so that new and engaging books are available.

- Create an environment that engages young readers. Set up an inviting place to read—a carpeted corner with comfortable chairs or big pillows. The library should be a place where children will want to come to read on their own or with a buddy. Display the books on an open-face rack so that children can see the covers of the books.
- Add to the class library cassette players, headphones, and CDs/tapes for listening to books. Show the children how to use the audio equipment and explain how the books and recordings are stored.

INCLUDE INFORMATIONAL BOOKS IN YOUR LIBRARY

Select nonfiction books on a wide range of topics, such as storms, animals, people, oceans, dinosaurs, and machines. Informational books help build children's vocabulary and develop new knowledge. Select books that engage children in topics that are of interest to them.

PRACTICE BEFORE READING ALOUD TO CHILDREN

Before reading a storybook to children, practice reading it aloud using different voices for different characters and practice changing the inflection of your voice to accompany the events in the story. The words you are reading will tell you whether to use a soft or loud voice ("as she whispered to her sister" or "as the waves crashed against the shore") or whether to use a low voice or a high one. You will want to read some passages slowly, others quickly. For some passages, you will want to pause for emphasis or excitement ("Once upon a time . . . in a land far, far away . . ." or "What . . . was in the box?").

READ WITH YOUR CHILDREN

See the Read-to-Me Books on page 151 for books that children and adults will enjoy reading and talking about together.

COMMUNICATE WITH FAMILIES

- Send Home a Letter** The Letter to Families suggests fun ways for families to reinforce classroom learning at home. It recommends activities to try and books to read with children. (See page 155 for a sample letter for this section.)
- Send Home the Learning Plan** Give children a copy of the Learning Plan to share with their families. Encourage families to read and talk about the Learning Plan, "I am learning to love books." (See My Learning Plan: Literacy 1 on page 167.)

Books

Literacy


Literacy

Each activity lists the materials needed and clearly explains the procedure. Reproducible child pages are included for activities where needed.

Children can share Learning Plans with their families to show the readiness skills that they are working on at school.

MY LEARNING PLAN

I am learning to love books.



167 BRIGANCE® Readiness Activities ©Curriculum Associates, LLC

My Learning Plan: Literacy 1

Letters to families (in English and Spanish) suggest fun at-home activities for reinforcing readiness skills and recommend books to read as a family.

Querida familia:

¡Leer con su niño es una de las cosas más gratificantes que usted puede hacer!
 Cuando apaga el televisor y se sientan abrazados con su niño y un libro en el sofá, en un sillón o en la cama, le demuestra a su niño que usted disfruta el tiempo que pasan juntos y que valora la lectura. Lea muchos tipos de libros. Lea una y otra vez los libros favoritos de su niño. Lea con expresión. Está bien si su niño quiere regresar a una página o saltar algunas páginas del libro. ¡Disfrute el placer de compartir un libro con su niño!

Fíjese en las siguientes conductas, y estimúelas al leer libros con su niño. Su niño:

- ¿Muestra interés en la lectura?
- ¿Hace preguntas y comentarios sobre los personajes y eventos en las historias?
- ¿Sigue el hilo de la historia mientras usted lee?
- ¿Intenta leer y escribir?

Éstas son algunas acti

1. **Recite poemas** la palabra que rima.
 2. **Ayude a su niño** blanco, un lápiz, y dibujar y escribir. para que el niño las páginas y sujé
 3. **Tenga una colección** niño. Haga hinc
 4. **Planee el tiempo** usted lee frente a enriquecedora qu
 5. **Lea a su niño** de libros. Pregúnt su propia vida. Re repletas de libros
- Ajmera, Maya. S
 Hoban, Russell.
 Numeroff, Laura
 Viorst, Judith. A

Dear Families,

Reading with your child is one of the most satisfying things you can do! When you turn off the TV and snuggle up on the sofa, in a big chair, or on your bed with your child and a book, you are showing your child that you enjoy being together and that you value reading. Read a lot of different kinds of books. Reread your child's favorite books. Read with expression. If your child wants to turn back to a page or skip ahead in the book, that's okay. Enjoy the pleasure of sharing a book together!

Look for and encourage the following behaviors as you read books with your child. Does your child:

- Show an interest in books and reading?
- Ask questions and make comments about the characters and events in storybooks?
- Follow along in a book as you read?
- Make attempts to read and write?

Here are some activities that will help your child develop some of these behaviors:

1. **Read familiar poems** or nursery rhymes to your child. Stop before a rhyming word and ask your child to provide the word.
2. **Help your child make a book.** You'll need cardboard for the front and back covers, some unlined paper, a pencil, crayons, a paper punch, and yarn. Let your child choose what to draw and write about. Write down what your child says, writing one or two sentences on each page. Leave room for your child to draw a picture. When your child indicates that the book is finished, punch holes and fasten the pages and covers together with yarn.
3. Build a book collection for your child. **Provide a special place for your child's own books.** Talk with your child about how important it is to take good care of books.
4. Find time to **read your own books, magazines, or newspapers.** When your child sees you reading, it sets a good example and reinforces reading as a valuable and worthwhile activity.
5. **Read to your child for at least fifteen minutes every day.** Talk about the books. Ask about favorite parts and help your child connect the story to his own life. Answer his questions about characters or events. Libraries are filled with wonderful books for children. Here are a few suggestions:
 - Berger, Barbara. *Grandfather Twilight*.
 - Fox, Mem. *Possum Magic*. Illus. by Julie Vivas.
 - Hoban, Russell. *A Baby Sister for Frances*. Illus. by Lillian Hoban.
 - McCloskey, Robert. *Blueberries for Sal*.
 - Numeroff, Laura Joffe. *If You Give a Mouse a Cookie*. Illus. by Felicia Bond.
 - Viorst, Judith. *Alexander and the Terrible, Horrible, No Good, Very Bad Day*. Illus. by Ray Cruz.



Take-Home Activity Books

Engage parents in their child's learning with easy-to-read and easy-to-use literacy and mathematics activity booklets



Skills included in the collection:

Mathematics:

- Counts in Order
- Counts Objects
- Reads Numbers
- Understands Numbers
- Writes Numbers in Order

Literacy:

- Recites Alphabet
- Reads Letters
- Prints Personal Information
- Prints Letters in Order
- Prints Letters

Dear Family

Your child is working on **writing numbers in order**. Use the activities on pages 2–11 to help your child write numbers. Use the following numbers as a guide for how the numbers your child writes should look.

0 1 2 3 4 5 6 7 8 9

Here are some other daily activities to try with your child:

- **Use dotted lines to write the numbers 0–9** on a sheet of paper. Tell your child that the lines are a railroad track and the pencil is the train. Have your child try to keep the train on the track while tracing each number.
- **Leave blanks for missing numbers** as you write the numbers 0–9 in order on a sheet of paper. Have your child write the missing numbers.

- **Use paint, markers, chalk, or crayons** to make practicing writing numbers more fun. You might also let your child write the numbers in shaving cream, sand, or pudding!
- Have your child **make a number chart** on a large piece of paper. Have your child decorate the chart. Hang it in a place where it can be seen (on the refrigerator door, or on your child's bedroom door).
- Make a set of **number cards 0–9** out of index cards. Show your child a number, and have your child write the number that comes before and the number that comes after that number.
- **Read books with your child** about numbers. Here are some books that you might find at your local library:
 - *One Lighthouse, One Moon*, by Anita Lobel.
 - *I Spy Two Eyes: Numbers in Art*, by Lucy Micklethwait.
 - *One Gorilla: A Counting Book*, by Atsuko Morozumi.

Ordering & Pricing

Head Start Screens III Pages 4–11	Early Head Start (Birth–2 years)		Head Start (3–5 years)	
	Price	Order #	Price	Order #
Complete Assessment Kit for Screens III and IED III (Screens III Manual, 60 Data Sheets, Technical Manual, criterion-referenced IED III Inventory, 20 Record Books, Testing Accessories, Durable Canvas Tote)	\$529.00	14346	\$529.00	14351
Screens III Kit (Screens III Manual, 60 Data Sheets, Technical Manual, Screens III Accessories [only in Early Head Start Kit], Durable Canvas Tote)	\$309.00	14323	\$279.00	14321
Screens III Manual	\$189.00	14322	\$189.00	14320
Screens III Data Sheets	15-pack \$19.00	Infants 14301 Toddlers 14303 2-year-olds 14305	15-pack \$19.00	3-year-olds 14309 4-year-olds 14311 5-year-olds 14313
	60-pack \$65.00	Infants 14302 Toddlers 14304 2-year-olds 14306	60-pack \$65.00	3-year-olds 14310 4-year-olds 14312 5-year-olds 14314
Screens III Spanish Directions	\$29.00	14423	\$29.00	14424
Screens III Technical Manual (Includes research and scoring information)	\$65.00	14300 <i>(applies to both age levels)</i>		
Screens III Accessories (Only in Early Head Start Kit)	\$65.00	8652	—	—
Online Management System (OMS) Pages 12–15	Price per child*		Order #	
1-year License	<300 children \$4.00 300+ children \$3.50		14349	
3-year License	<300 children \$10.00 300+ children \$8.75		14352	
Inventory of Early Development III (IED III) Pages 16–25	Price		Order #	
IED III Classroom Kit (Criterion-referenced IED III Inventory, 20 Record Books, IED III Accessories, Durable Canvas Tote)	\$349.00		14287	
IED III Inventory (Criterion-referenced)	\$229.00		14280	
IED III Record Books (Criterion-referenced)	10-pack \$39.00		14283	
	100-pack \$359.00		14284	
IED III Standardized Kit (IED III Standardized Inventory, Standardization & Validation Manual, 20 Standardized Record Books, IED III Accessories, Durable Canvas Tote)	\$349.00		14291	
IED III Standardized Inventory	\$189.00		14288	
IED III Standardized Record Books	10-pack \$39.00		14289	
	100-pack \$359.00		14290	
IED III Standardization & Validation Manual (Includes research and scoring information)	\$59.00		14292	
IED III Accessories	\$69.00		9567	
Readiness Activities Pages 26–30	Price		Order #	
Readiness Activities	\$219.00		11854	
Take-Home Activity Book Collection**	\$269.00		11380	

* Additional volume discounts available. 10-license minimum per account. **10-packs of specific Take-Home Activity Book titles are available for \$14.95.



Curriculum Associates®

P.O. Box 2001
North Billerica, MA 01862-0901
800 225-0248 (U.S. & Canada)
CurriculumAssociates.com

*Request a meeting with your local rep at **BRIGANCE.com/MeetRep**
to see the entire family of BRIGANCE Head Start products:*

- Head Start Screens III
- Online Management System
- Inventory of Early Development III (IED III) and IED III Standardized
- Readiness Activities and Take-Home Activity Books



12177.0